

Warranty, Service & Repair

To register your product with the manufacturer, fill out the enclosed warranty card and return it immediately to:

Flowline Inc.
10500 Humbolt Street
Los Alamitos, CA 90720.

If for some reason your product must be returned for factory service, contact Flowline Inc. to receive a Material Return Authorization number (MRA) first, providing the following information:

1. Part Number, Serial Number
2. Name and telephone number of someone who can answer technical questions related to the product and its application.
3. Return Shipping Address
4. Brief Description of the Symptom
5. Brief Description of the Application

Once you have received a Material Return Authorization number, ship the product prepaid in its original packing to:

Flowline Factory Service
MRA _____
10500 Humbolt Street
Los Alamitos, CA 90720

To avoid delays in processing your repair, write the MRA on the shipping label. Please include the information about the malfunction with your product. This information enables our service technicians to process your repair order as quickly as possible.

FLOWLINE®

Side Mount Bracket LM50 Series Owner's Manual



Version 2.0A

© 1999 FLOWLINE Inc.

All rights reserved.

Manual # LM900003 8/99

WARRANTY

Flowline warrants to the original purchaser of its products that such products will be free from defects in material and workmanship under normal use and service for a period which is equal to the shorter of one year from the date of purchase of such products or two years from the date of manufacture of such products.

This warranty covers only those components of the products which are non-moving and not subject to normal wear. Moreover, products which are modified or altered, and electrical cables which are cut to length during installation are not covered by this warranty.

Flowline's obligation under this warranty is solely and exclusively limited to the repair or replacement, at Flowline's option, of the products (or components thereof) which Flowline's examination proves to its satisfaction to be defective. FLOWLINE SHALL HAVE NO OBLIGATION FOR CONSEQUENTIAL DAMAGES TO PERSONAL OR REAL PROPERTY, OR FOR INJURY TO ANY PERSON.

This warranty does not apply to products which have been subject to electrical or chemical damage due to improper use, accident, negligence, abuse or misuse. Abuse shall be assumed when indicated by electrical damage to relays, reed switches or other components. The warranty does not apply to products which are damaged during shipment back to Flowline's factory or designated service center or are returned without the original casing on the products. Moreover, this warranty becomes immediately null and void if anyone other than service personnel authorized by Flowline attempts to repair the defective products.

Products which are thought to be defective must be shipped prepaid and insured to Flowline's factory or a designated service center (the identity and address of which will be provided upon request) within 30 days of the discovery of the defect. Such defective products must be accompanied by proof of the date of purchase.

Flowline further reserves the right to unilaterally waive this warranty and to dispose of any product returned to Flowline where:

- a. There is evidence of a potentially hazardous material present with product.
- b. The product has remained unclaimed at Flowline for longer than 30 days after dutifully requesting disposition of the product.

THERE ARE NO WARRANTIES WHICH EXTEND BEYOND THE DESCRIPTION ON THE FACE OF THIS WARRANTY. This warranty and the obligations and liabilities of Flowline under it are exclusive and instead of, and the original purchaser hereby waives, all other remedies, warranties, guarantees or liabilities, express or implied. EXCLUDED FROM THIS WARRANTY IS THE IMPLIED WARRANTY OF FITNESS OF THE PRODUCTS FOR A PARTICULAR PURPOSE OR USE AND THE IMPLIED WARRANTY OF MERCHANTABILITY OF THE PRODUCTS.

This warranty may not be extended, altered or varied except by a written instrument signed by a duly-authorized officer of Flowline, Inc.

SPECIFICATIONS

Step One

One Smart Trak Side Mount Bracket (LM50-1001) includes the following parts (see illustration on cover):

- 1 Bracket
- 1 Adjusting plate
- 1 gasket
- 1 backing plate

Check to make sure that all the parts are included in the kit before proceeding. If you plan to bolt the bracket into position, obtain two plastic, fiberglass or stainless steel 3/8" bolts of the proper length (2-3"), nuts and four washers.

Material Compatibility:

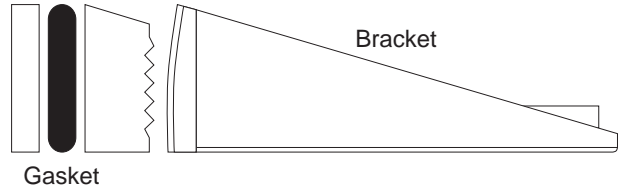
The bracket components are made of 20% glass filled PP (Polypropylene, a polyolefin), except for the gasket which is made of closed cell neoprene. Make sure that the application liquids will not harm any materials that will be wetted. To determine the chemical compatibility between the components and your application liquids, refer to the Compass Corrosion Guide available from Compass Publications (phone 619-589-9636).

Assembly and Installation:

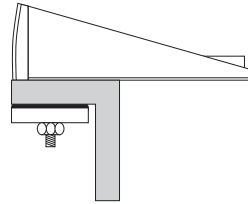
The bracket may be installed on the sidewall or lip of a tank. In side-wall installations, the adjusting plate allows you to tilt the bracket if desired. The adjusting plate is not used when mounting to the lip of a tank. Assemble as shown in the illustrations, threading washers onto the bolts next to each head and nut. **NOTE:** The indented side, not the flat side, of the backing plate should face the gasket. Side wall mounting is NOT liquid tight; fluid should not rise to the bolt level.

Inventory:

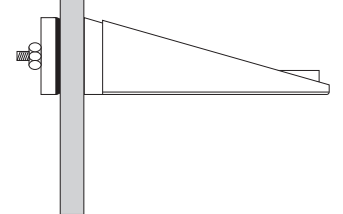
- Backing Plate
- Adjusting Plate



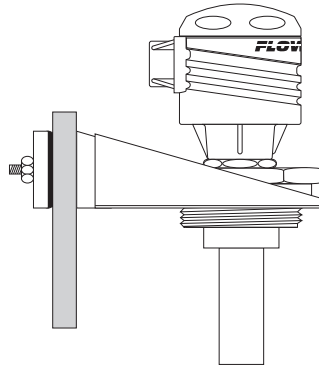
Top Lip:



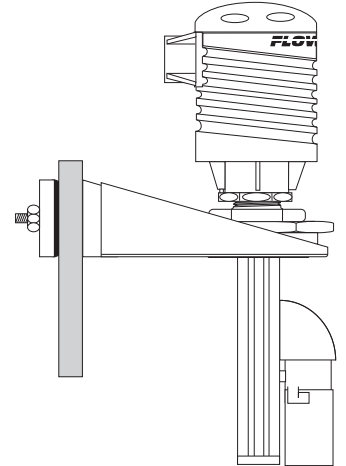
Side Wall:



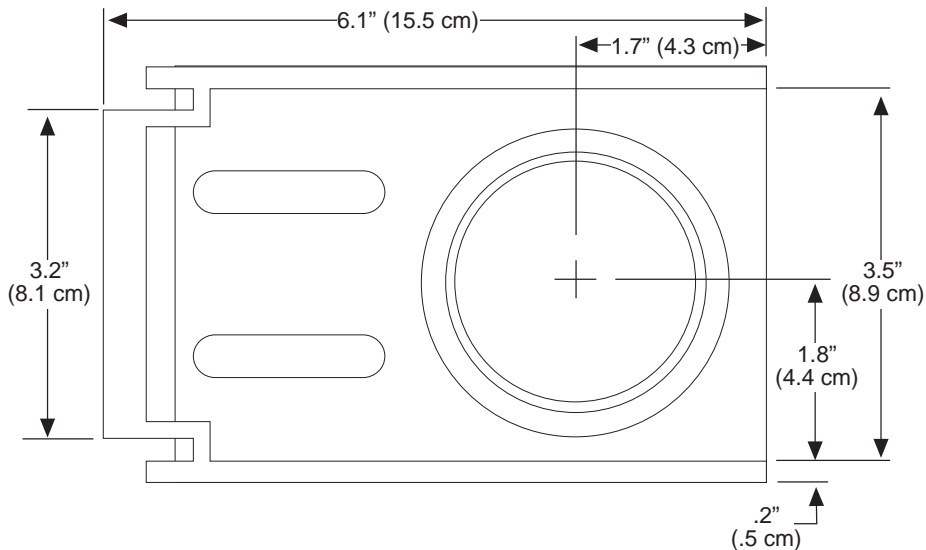
Top Switch Pak:



To Smart Trak:



Dimension (Bracket):



Dimension (Backing Plate):

